

Communication and Language, Literacy

Independent writing:

Which noises do fireworks make?

Goldilocks - sequencing events.

Stories for writing using bear stories as a starting point; Goldilocks, We're Going on a Bear Hunt, etc.



Stick Man - Writing post cards, name labels and letters to a stick family.

Kevin the carrot Christmas literacy.

RWI Phonics:

Children will learn new sounds and use these to spell and write a range of words. Children will begin ditty books and writing activities.

Begin to recognise some of the high frequency words.



Teddy Bears and Tinsell

Mathematics

Comparing two numbers or quantities, recognising who has less and who has more.

Counting forwards and backwards to and from 20. Recognise numbers to 20. Begin to know number bonds to 5. Find 1 more or 1 less than a number.

Begin to know 3D shapes: cubes, cuboids, cones and pyramids.

Count and make numbers to 20.

Estimate quantities.

Measure height in non-standard units.

Use language such as 'greater', 'smaller', 'heavier', 'lighter', 'longer', 'shorter' to compare length

Weight, quantity etc.

Understanding the World

Discuss the story of Guy Fawkes and Remembrance Day.

Look at collection of teddy bears.

Compare two bears. Spot similarities and differences. Sorting materials to different criteria.

Develop vocabulary to describe texture whilst making porridge.

Investigate changes in materials.


Sequence events- retell the story of Goldilocks.

Talk about own homes, materials used and the local environment.

Making picture maps to show Goldilocks journey to the bears' house. Early map making.

Christianity - The Christmas story, giving presents and celebrations.

Teddy Bears and Tinsell



Physical Development

Go Noodle gross motor development each morning.

Participate safely and confidently when using outdoor equipment such as bikes and scooters.

Fine motor control - threading, sewing, tracing, peg patterns, using playdough and craft activities.

Expressive Arts and Design

Create firework pictures using different mediums.

Paint a picture of your teddy.

Plan a teddy bears picnic. Prepare food. Role play familiar stories.

Use construction toys to make furniture for the bears.

Create a clay stick character.

Learn Christmas songs and nativity and perform to an audience.

P.S.E.D.

Goldilocks - discuss her behaviour. Consider issues such as talking to strangers, taking things without asking, damaging property and saying sorry.

Talk about 'giving' and kindness relating to Christmas time.

Home and School

Support children with their letter recognition and formation, particularly those given as homework as they are the ones we have covered in class. Help children practice sight vocabulary of the words they bring home attached to their reading book.

Help children to form numbers correctly and match written numbers to sets of objects.

Support with reading by sharing the scheme books and real books.

Encourage children to take part in real-life sorting activities, e.g. sorting washing piles, sorting fruit and vegetables. Discuss materials in terms of what things are made of, textures, hard or soft, bendy or rigid etc.

